

Site Usage

26,141 Visits

45.17% Bounce Rate

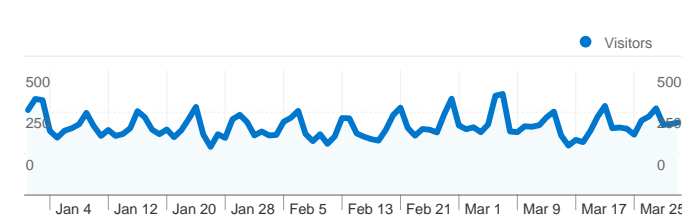
102,442 Pageviews

00:02:07 Avg. Time on Site

3.92 Pages/Visit

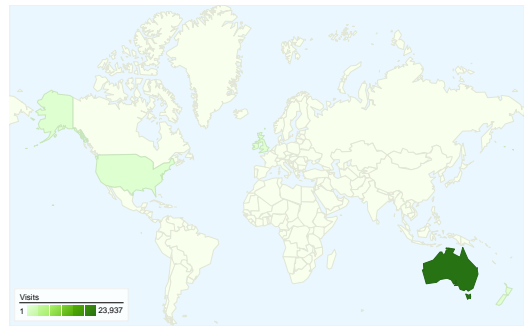
86.32% % New Visits

Visitors Overview

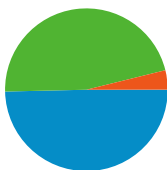


Visitors
23,517

Map Overlay



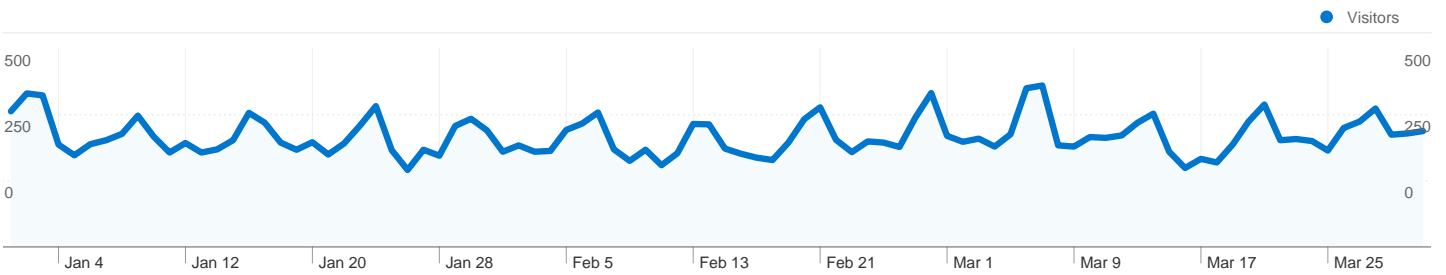
Traffic Sources Overview



- **Direct Traffic**
12,978.00 (49.65%)
- **Search Engines**
12,154.00 (46.49%)
- **Referring Sites**
1,006.00 (3.85%)
- **Other**
3 (0.01%)

Content Overview

| Pages | Pageviews | % Pageviews |
|------------------------|-----------|-------------|
| / | 5,815 | 5.68% |
| /directory/152/ | 4,176 | 4.08% |
| /stalls/home.php | 3,475 | 3.39% |
| /stallholders/172/ | 2,418 | 2.36% |
| /queensland-markets/3/ | 1,820 | 1.78% |



23,517 people visited this site

26,141 Visits

23,517 Absolute Unique Visitors

102,442 Pageviews

3.92 Average Pageviews

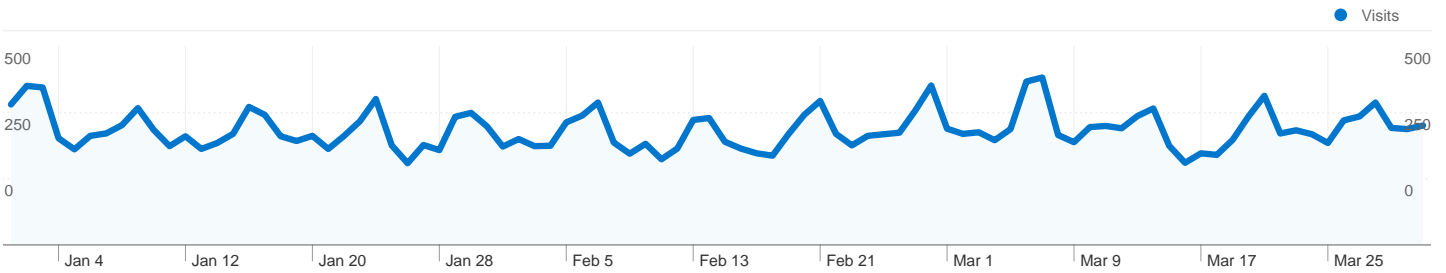
00:02:07 Time on Site

45.17% Bounce Rate

86.32% New Visits

Technical Profile

| Browser | Visits | % visits | Connection Speed | Visits | % visits |
|-------------------|--------|----------|------------------|--------|----------|
| Internet Explorer | 14,827 | 56.72% | Unknown | 8,930 | 34.16% |
| Firefox | 6,464 | 24.73% | DSL | 8,528 | 32.62% |
| Safari | 3,166 | 12.11% | Cable | 7,165 | 27.41% |
| Chrome | 1,268 | 4.85% | T1 | 1,075 | 4.11% |
| Mozilla | 163 | 0.62% | Dialup | 344 | 1.32% |

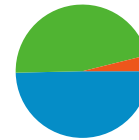


All traffic sources sent a total of 26,141 visits

49.65% Direct Traffic

3.85% Referring Sites

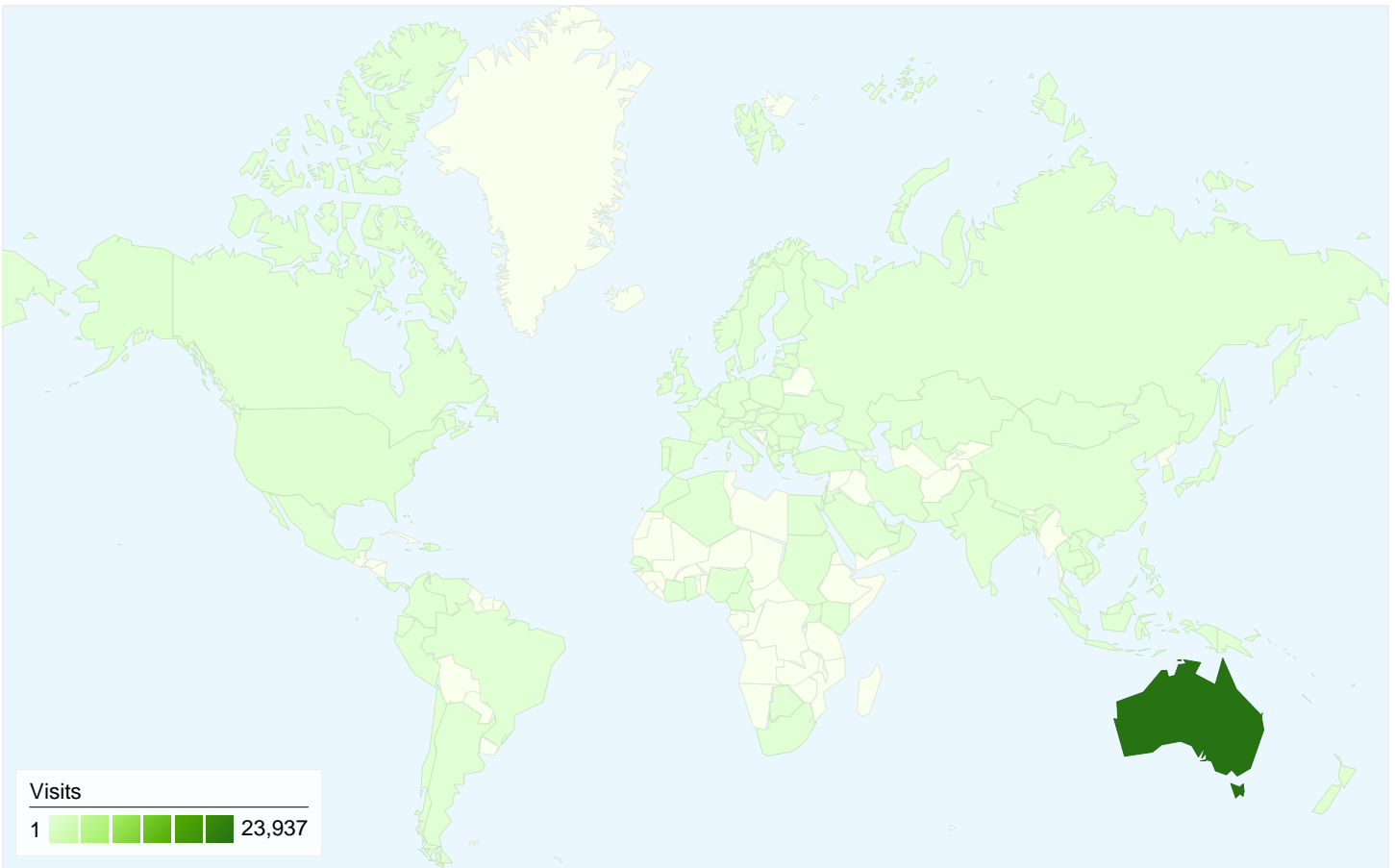
46.49% Search Engines



- **Direct Traffic**
12,978.00 (49.65%)
- **Search Engines**
12,154.00 (46.49%)
- **Referring Sites**
1,006.00 (3.85%)
- **Other**
3 (0.01%)

Top Traffic Sources

| Sources | Visits | % visits | Keywords | Visits | % visits |
|-------------------|--------|----------|--------------------------|--------|----------|
| (direct) ((none)) | 12,978 | 49.65% | markets | 233 | 1.92% |
| google (organic) | 10,790 | 41.28% | craft markets | 216 | 1.78% |
| bing (organic) | 615 | 2.35% | fortitude valley markets | 162 | 1.33% |
| yahoo (organic) | 545 | 2.08% | markets online | 137 | 1.13% |
| search (organic) | 106 | 0.41% | port douglas markets | 114 | 0.94% |

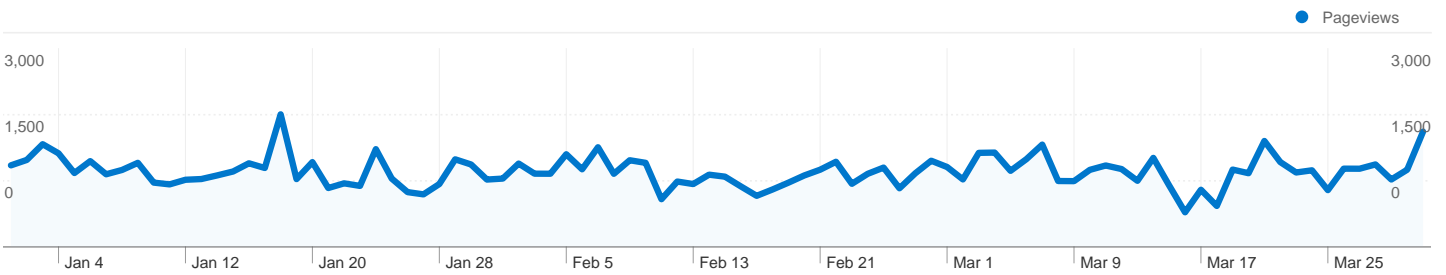


26,141 visits came from 113 countries/territories


Site Usage

| Country/Territory | Visits | Pages/Visit | Avg. Time on Site | % New Visits | Bounce Rate |
|---|--|--|---|--|-------------|
| Visits 26,141 % of Site Total: 100.00% | Pages/Visit 3.92 Site Avg: 3.92 (0.00%) | Avg. Time on Site 00:02:07 Site Avg: 00:02:07 (0.00%) | % New Visits 86.40% Site Avg: 86.32% (0.09%) | Bounce Rate 45.17% Site Avg: 45.17% (0.00%) | |
| Australia | 23,937 | 4.00 | 00:02:09 | 85.89% | 43.97% |
| United States | 394 | 2.37 | 00:00:43 | 93.15% | 68.27% |
| United Kingdom | 345 | 2.77 | 00:01:08 | 96.81% | 60.00% |
| New Zealand | 215 | 3.45 | 00:01:25 | 93.95% | 42.79% |
| Ireland | 104 | 1.52 | 00:00:20 | 100.00% | 88.46% |
| Singapore | 93 | 2.98 | 00:02:15 | 88.17% | 58.06% |
| India | 88 | 3.69 | 00:03:35 | 94.32% | 55.68% |
| Canada | 64 | 2.28 | 00:00:44 | 96.88% | 57.81% |
| Hong Kong | 63 | 2.33 | 00:01:39 | 68.25% | 55.56% |

| | | | | | |
|----------|-----------|------|----------|--------|---------------|
| Malaysia | 53 | 3.36 | 00:03:13 | 92.45% | 56.60% |
| | | | | | 1 - 10 of 113 |



Pages on this site were viewed a total of 102,442 times

 **102,442** Pageviews

 **74,195** Unique Views

 **45.17%** Bounce Rate

Top Content

| Pages | Pageviews | % Pageviews |
|------------------------|-----------|-------------|
| / | 5,815 | 5.68% |
| /directory/152/ | 4,176 | 4.08% |
| /stalls/home.php | 3,475 | 3.39% |
| /stallholders/172/ | 2,418 | 2.36% |
| /queensland-markets/3/ | 1,820 | 1.78% |